

# MULTI-SPLIT SYSTEMS

What you'll find inside:

- DC Twin-Rotary Compressor
- Inverter Hi-Wall
- Inverter Ducted
- Inverter Cassette
- Inverter Floor Mounted Console

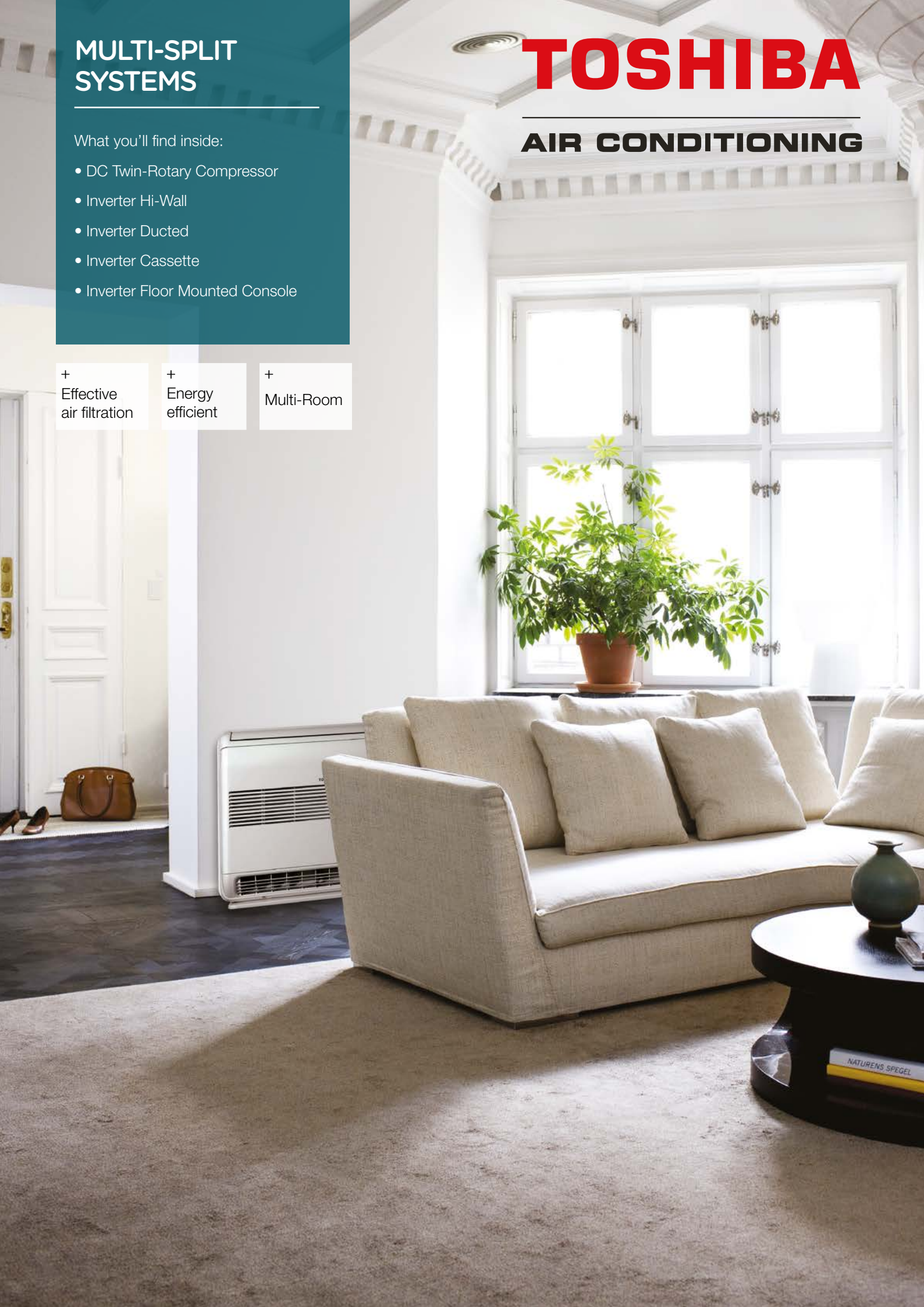
+  
Effective  
air filtration

+  
Energy  
efficient

+  
Multi-Room

# TOSHIBA

## AIR CONDITIONING



# Luxury through flexibility & technology

**TOSHIBA**  
AIR CONDITIONING

Toshiba's Multi-Split systems will deliver the ultimate in heating and cooling comfort. The very latest in air conditioning technology ensures optimum performance to enhance the quality of air in your room.

+

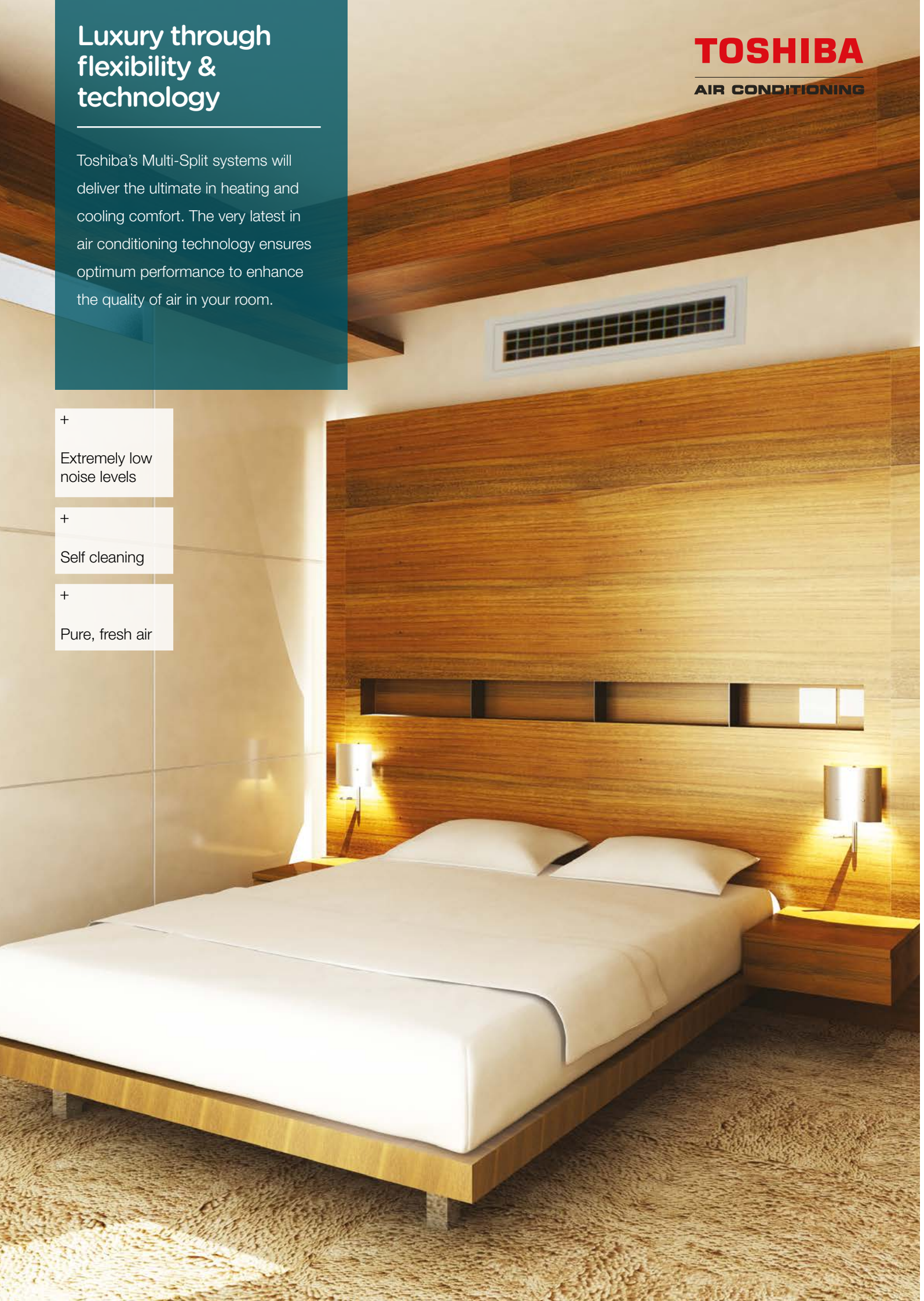
Extremely low noise levels

+

Self cleaning

+

Pure, fresh air



## Technology in Multi Split Systems

When it is necessary to provide a comfortable solution for a multi-room application, Toshiba's Multi-Split systems offer the ideal answer.

One outdoor unit is capable of operating 2, 3, 4 or 5 indoor units. They are compact and slimline and are designed to blend in with any room interior. In fact, Toshiba offers a wide range of different possibilities to create all the comfort you desire.

The full range of indoor units can satisfy every kind of need – it includes unobtrusive ducted units, floor mounted console units and modern Hi-walls,

that provide hi-tech and sophisticated design and effective air filtration at the same time. Moreover, the efficient inverter systems are composed of high quality components – control electronics, motor and compressor.

For Toshiba quality is a priority. Today and even tomorrow, this will be the real difference between us and many other air conditioning manufacturers. This is a philosophy that forms the basis of every air conditioner that leaves our production lines. No compromise – only quality.




## When technology meets comfort

Toshiba was the first company to incorporate inverter technology into air conditioning systems in 1981 and since then it has maintained a technological advantage over its competitors.

The development of the exclusive DC Hybrid Twin-Rotary Inverter Compressor system has reaffirmed this ability to innovate and maintain technological leadership in a fast-growing market. But for Toshiba, innovation also means a strong commitment to international institutions that carefully evaluate the impact of new technologies on our environment.

Toshiba combines technological development with care for future generations – the result is a range of energy-efficient air conditioners, reducing greenhouse gas emissions at the source.





## DC Twin-Rotary Inverter Compressor

### A wide range of efficiency is realised

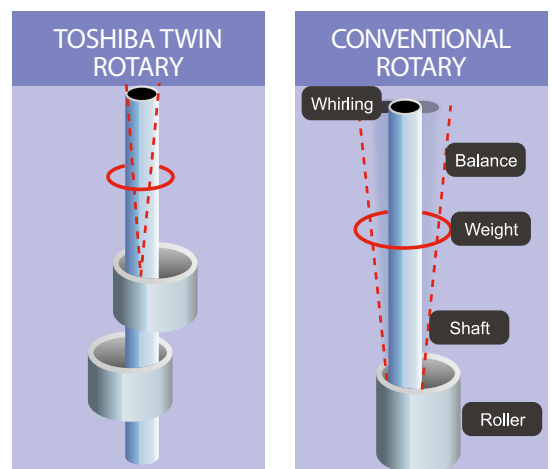
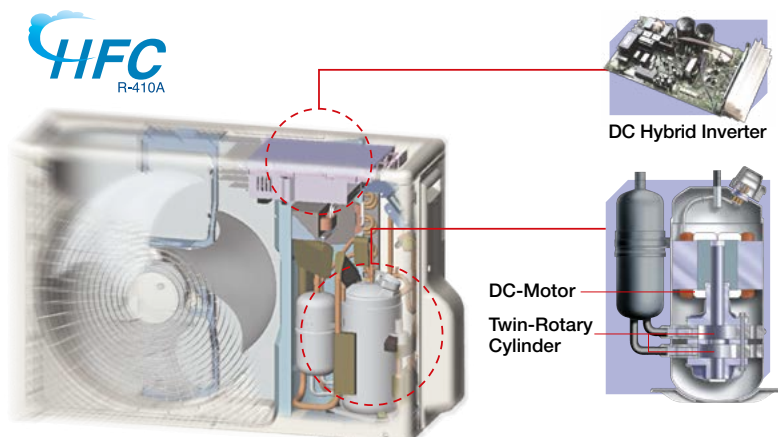
This compressor enables the adoption of a high-pressure refrigerant. High efficiency is evident in low speed operation ranges. It can reduce energy consumption when operated over a long period.

### High efficiency

Rotating with two rollers at the same time, makes accurate compressor rotation possible, with less energy loss. As a result, it offers a great reduction in energy consumption, yet with very powerful operation.

### High reliability and low noise

The enhanced DC Twin-Rotary Compressor delivers stable performance with minimum friction. Ideal for noise-sensitive applications. The sound of the outdoor unit is almost imperceptible.





## Inverter Hi-wall

Discreet and unobtrusive, this Hi-wall delivers high energy efficiency and effective air purification. The inverter Hi-wall provides pure, fresh and healthy air and ensures comfort in your home.

- Extremely low noise levels
- High efficiency in cooling & heating
- Auto diagnosis and self cleaning function
- Modern flat panel



INDOOR		RAS-M07N3KV2-E	RAS-B10N3KV2-E	RAS-B13N3KV2-E	RAS-B16N3KV2-E	RAS-B22N3KV2-E	RAS-M24N3KV2-E	
Cooling capacity	kW	2.0 (1.4~2.5)	2.7 (1.4~3.2)	3.7 (1.4~4.2)	4.5 (1.4~4.9)	6.0 (2.4~6.8)	7.1 (2.4~7.2)	
Heating capacity	kW	2.7 (0.8~4.8)	4.0 (0.8~5.2)	5.0 (0.8~6.5)	5.5 (0.8~6.9)	7.0 (1.8~8.2)	8.1 (1.8~8.6)	
Dimension (HxWxD)	mm	275 x 790 x 225	275 x 790 x 225	275 x 790 x 225	275 x 790 x 225	320 x 1050 x 243	320 x 1050 x 228	
Weight	Kg	10	10	10	10	13	13	
Airflow	L/s	Cool	143	143 / 90	158 / 90	191 / 103	300 / 172	315 / 187
		Heat	158	158 / 106	175 / 106	206 / 116	305 / 187	320 / 203
Sound pressure (L/H)	dB(A)	Cool	26 - 38	26 - 38	26 - 39	30 - 45	35 - 47	37 - 49
		Heat	28 - 38	28 - 39	28 - 40	31 - 45	35 - 47	37 - 49
Liquid pipe size	mm	-	6.35	6.35	6.35	6.35	6.35	
Gas pipe size	mm	-	9.52	9.52	12.70	12.70	12.70	

## Inverter Ducted

This ducted inverter unit offers reliable and controllable comfort year-round. These compact, quiet units are suitable for a wide range of residential and light commercial applications.

- Low noise levels
- Flexible air inlet - rear or below the unit
- Easy installation
- Slimline design



INDOOR		RAS-M10GDV-E	RASM13GDV-E	RAS-M16GDV-E	
Cooling capacity	kW	2.7 (1.4~3.2)	3.7 (1.4~4.2)	4.5 (1.4~4.9)	
Heating capacity	kW	4.0 (0.8~5.2)	5.0 (0.8~6.5)	5.5 (0.8~6.9)	
Dimension (HxWxD)	mm	230 x 750 x 440	230 x 750 x 440	230 x 750 x 440	
Weight	Kg	19	19	19	
Airflow	L/s	Cool	200 / 110	217 / 119	217 / 125
		Heat	200 / 111	217 / 119	217 / 125
Sound pressure (L/H)	dB(A)	Cool	23 - 31	24 - 32	25 - 33
		Heat	24 - 32	25 - 33	26 - 34
Liquid pipe size	mm	-	6.35	6.35	
Gas pipe size	mm	-	9.52	12.70	

## Inverter Cassette

This four way cassette has been designed to grant easy installation and maintenance. Its compact design blends with any room interior and makes it discreet and unobtrusive.

- Standard 600mm x 600mm grid
- Standard infra-red remote control
- Slimline dimensions for demanding installations
- Easy maintenance and installation



INDOOR		RAS-M10SMUV-E	RAS-M13SMUV-E	RAS-M16SMUV-E
Cooling capacity	kW	2.7 (1.4~3.2)	3.7 (1.4~4.2)	4.5 (1.4~4.9)
Heating capacity	kW	4.0 (0.8~5.2)	5.0 (0.8~6.5)	5.5 (0.8~6.9)
Dimension (HxWxD)	mm	268 x 575 x 575	268 x 575 x 575	268 x 575 x 575
Weight	Kg	17	17	17
Airflow	L/s	Cool	163 / 120	171 / 120
		Heat	163 / 120	171 / 120
Sound pressure (L/H)	dB(A)	Cool	30 - 37	30 - 38
		Heat	30 - 37	30 - 38
Liquid pipe size	mm	6.35	6.35	6.35
Gas pipe size	mm	9.52	9.52	12.70

## Inverter Console

Consoles are an innovative and compact unit which can be installed on the floor or in low wall applications, perfect for under the window sills or in a low ceiling attic.

With a distinctive floor heating function, Toshiba inverters can deliver powerful flow at floor level for consistent and comfortable room heating.

Bi-flow – two outlets for complete personalised flow

Child lock function on unit display panel

Floor heating mode

Deodorising effect



INDOOR		RAS-B10UFV-A	RAS-B13UFV-E	RAS-B18UFV-E
Cooling capacity	kW	2.7(1.4~3.2)	3.7 (1.4~4.2)	5.0 (1.4~5.2)
Heating capacity	kW	4.0 (0.8~5.2)	5.0 (0.8~6.5)	6.0 (0.8~7.1)
Dimension (HxWxD)	mm	600 x 700 x 220	600 x 700 x 220	600 x 700 x 220
Weight	Kg	16	16	16
Airflow	L/s	Cool	130 / 71	142 / 83
		Heat	142 / 71	153 / 83
Sound pressure (L/H)	dB(A)	Cool	26 - 39	27 - 40
		Heat	26 - 39	27 - 40
Liquid pipe size	mm	6.35	6.35	6.35
Gas pipe size	mm	9.52	9.52	12.70



## Multi-Split Outdoor Units

Toshiba Multi-Splits are equipped with Toshiba DC hybrid inverter, an enhanced feature that ensures improved performance and reliability.

Thanks to the efficient DC compressors, these units provide fast and precise temperature management, with high energy savings compared to fixed-speed systems.

Compact and lightweight outdoor unit

Up to 80m pipe run



## Inverter Multi-Split Outdoor Units

OUTDOOR		RAS-M18UAV-E	RAS-3M26UAV-E	RAS-4M27UAV-E	RAS-5M34UAV-E1
Number of indoor units		2 rooms	3 rooms	4 rooms	5 rooms
Cooling capacity - rated (min-max)	kW	5.2 (1.4~6.2)	7.5 (4.10~9.00)	8.0 (4.20~9.30)	10.0 (3.7~11.0)
Heating capacity - rated (min-max)	kW	5.6 (0.9~8.3)	9.0 (2.0~11.2)	9.0 (3.0~11.7)	12.0 (3.4~14.0)
Dimension (H x W x D)		550 x 780 x 290	890 x 900 x 320	890 x 900 x 320	890 x 900 x 320
Weight		41	69	69	75
EER/COP		Rated 3.61 / 4.71	3.75 / 4.09	3.50 / 4.67	3.42 / 4.24
Total max pipe length		30	70	70	80
Max pipe per unit		20	25	25	25
Chargeless length		20	40	40	40
Max height difference		10	15	15	15
Sound pressure (H) at 1 metre		49(cool) / 51(heat)	48(cool) / 49(heat)	48(cool) / 49(heat)	51(cool) / 54(heat)
Refrigerant type		R410a	R410a	R410a	R410a
Compressor type		DC Twin Rotary	DC Twin Rotary	DC Twin Rotary	DC Twin Rotary
Operating range	Celsius	Cool 5~43	10~43	10~43	10~43
	Heat	-15~24	-15~22	-15~22	-10~22
Power supply		V/ph/Hz 220~240-1-50	220~240-1-50	220~240-1-50	220~240-1-50

## DRC (Demand Response Capable) Range

OUTDOOR		RAS-3M26UAV-A	RAS-4M27UAV-A	RAS-5M34UAV-A1
Number of indoor units		3 rooms	4 rooms	5 rooms
Cooling capacity - rated (min-max)	kW	7.5 (4.1~9.0)	8.0 (4.2~9.3)	10.0 (3.7~11.0)
Heating capacity - rated (min-max)	kW	9.0 (2.0~11.2)	9.0 (3.0~11.7)	12.0 (3.4~14.0)
Dimension (H x W x D)		890 x 900 x 320	890 x 900 x 320	890 x 900 x 320
Weight		69	69	75
EER/COP		Rated 3.75 / 4.09	3.50 / 4.67	3.42 / 4.24
Total max pipe length		70	70	80
Max pipe per unit		25	25	25
Chargeless length		40	40	40
Max height difference		15	15	15
Sound pressure (H) at 1 metre		48(cool) / 49(heat)	48(cool) / 49(heat)	51(cool) / 54(heat)
Refrigerant type		R410a	R410a	R410a
Compressor type		DC Twin Rotary	DC Twin Rotary	DC Twin Rotary
Operating range	Celsius	Cool 10~43	10~43	10~43
	Heat	-15~22	-15~22	-10~22
Power supply		V/ph/Hz 220~240-1-50	220~240-1-50	220~240-1-50

Note: The capacity per indoor unit will vary in cases where the continuous and simultaneous operation of multiple indoor units are required. Care should be taken when sizing these applications. Please consult your Toshiba Specialist Dealer for more detailed information.

**Our Commitment:**

Toshiba is committed to continuously improving its product to ensure the highest quality and reliability standards, and to meet local regulations and market requirements. All features and specifications are subject to change without prior notice.

**Note:** All images provided in this catalogue are used for illustration purposes only.

Part number: 1015-032015

Date: March 2015

**Sales and Service 13 COOL (13 2665)**

Tenancy 3-4, 15 Corporate Drive,  
Heatherton VIC 3202

ABN 47136426214

[toshiba-aircon.com.au](http://toshiba-aircon.com.au)



**TOSHIBA**  
**AIR CONDITIONING**